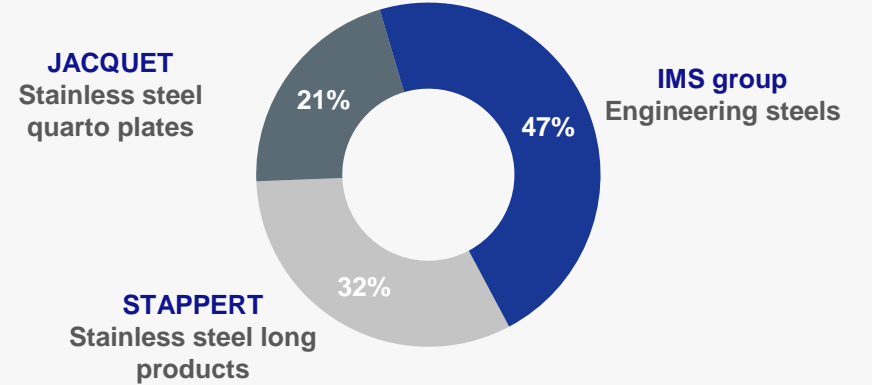


A leader in the distribution of specialty steels

| | |
|--------------------------|---------------|
| Sales <i>LTM</i> | €1.6Bn |
| Staff | 2,918 |
| Inventory | €396m |
| CAPEX <i>2020</i> | €27m |
| Gearing | 20% |

LTM : Last Twelve Months

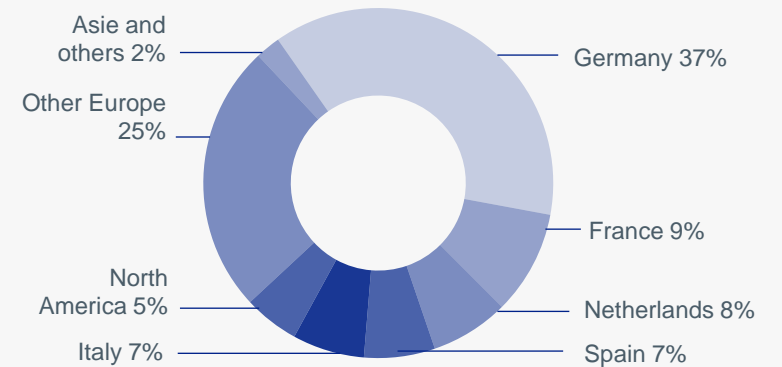
Activity by division



107 distribution centers – 25 countries



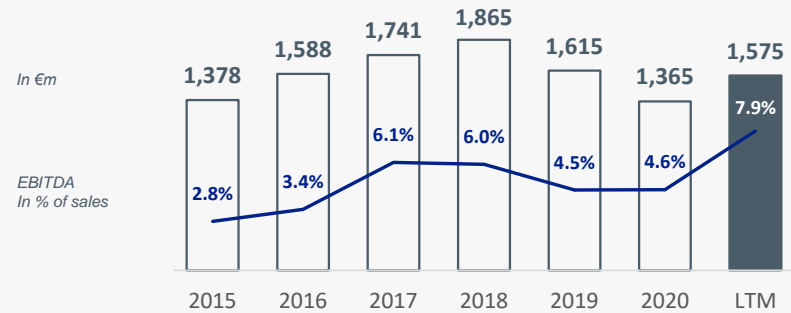
Activity by country



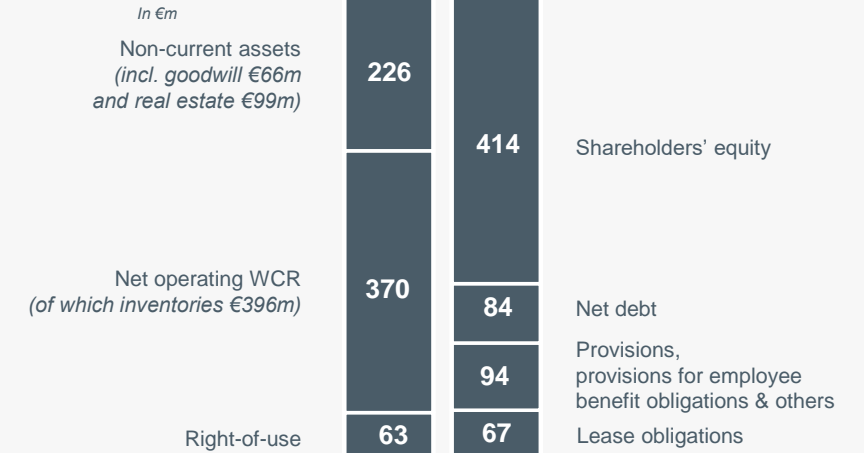


Key figures

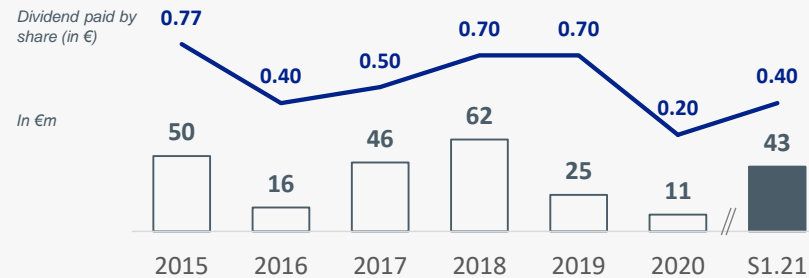
Sales and % EBITDA



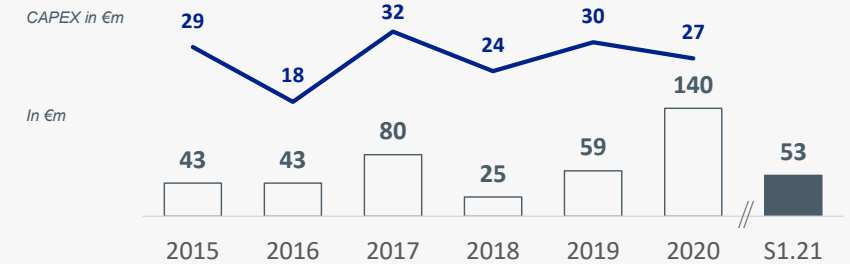
Balance sheet



Net income (Group share) and dividend paid by share



Operating cash flow and CAPEX

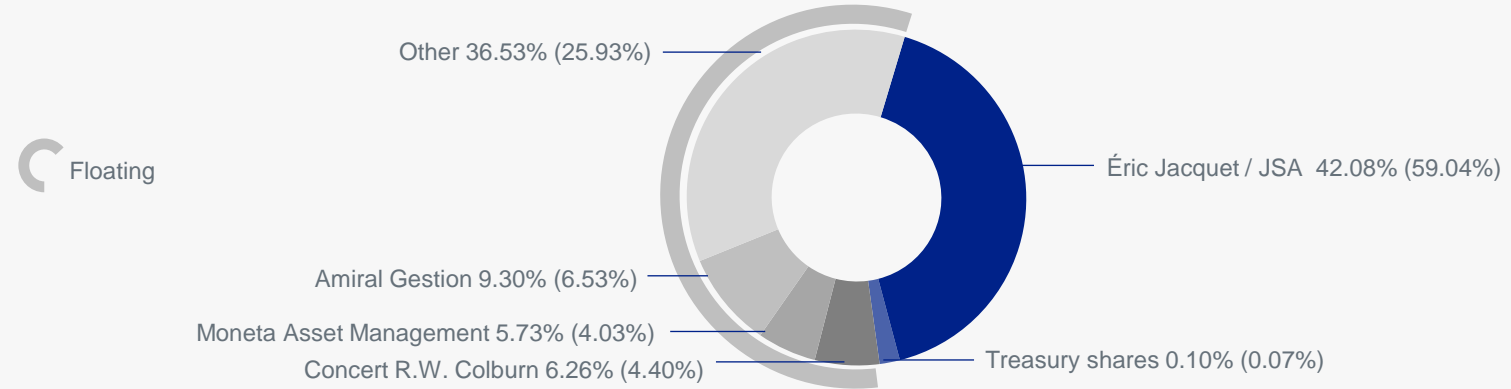




Shareholder structure and stock market

Shareholder structure % capital (% voting rights)

Éric Jacquet and JSA (which is controlled by Éric Jacquet) held 42.08% of the share capital and 59.04% of the voting rights in the Company



Share price of JACQUET METALS (JCQ)



| | | June 30 th , 2021 |
|---|--------|------------------------------|
| Number of shares at end of the period | Shares | 23,022,739 |
| Market capitalization at end of period | €k | 448,943 |
| High (H1.21) | € | 23.40 |
| Low (H1.21) | € | 13.44 |
| Price at end of period | € | 19.50 |
| Average daily traded volume (H1.21) | Shares | 23,623 |
| Average daily traded capital (H1.21) | € | 451,991 |