
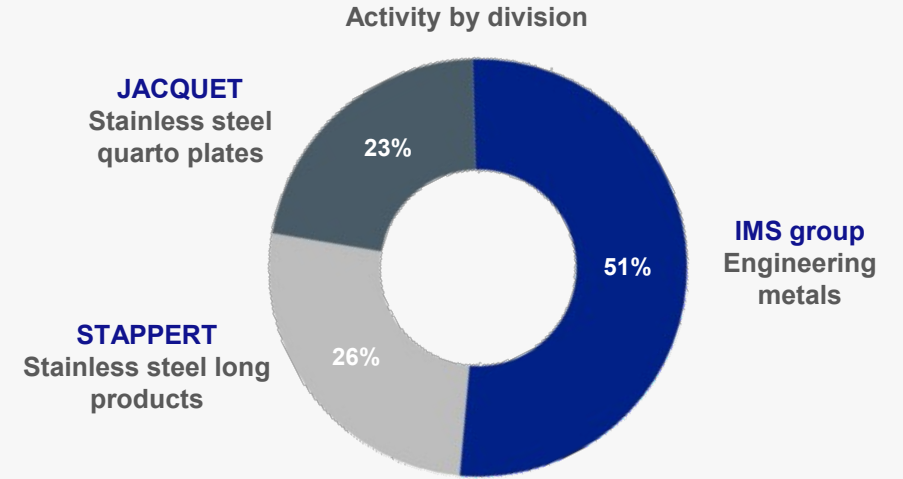


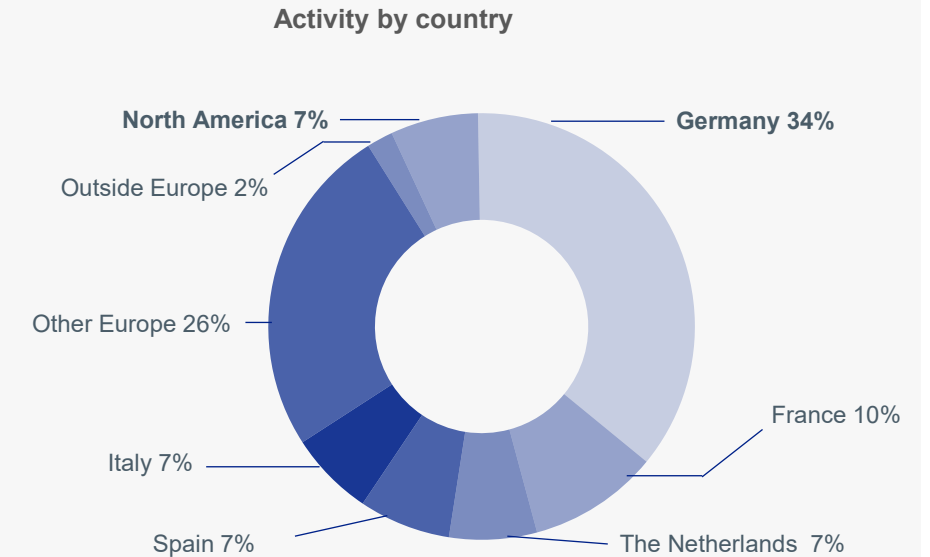
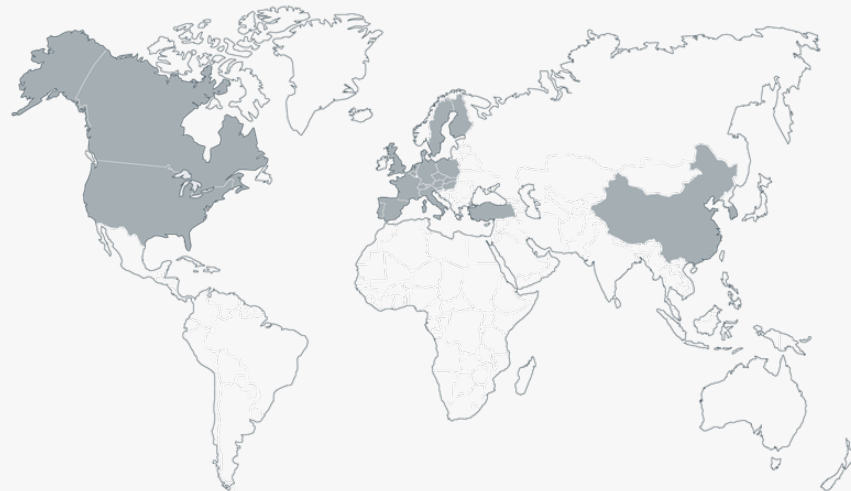
## A major player in the distribution of special metals



Sales	€2.0bn
Staff	3,416
Inventory	€615m
Operating cash-flow	€176m
CAPEX	€59m
Gearing	27%

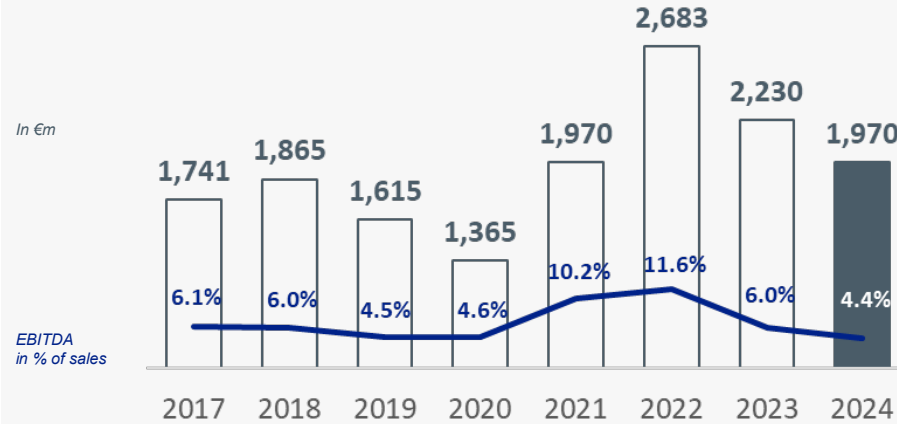


123 distribution centers – 24 countries





**Sales and % EBITDA**



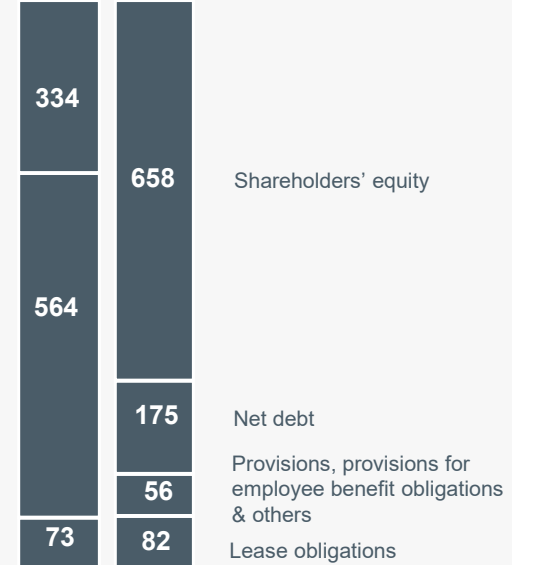
**Balance sheet**

In €m

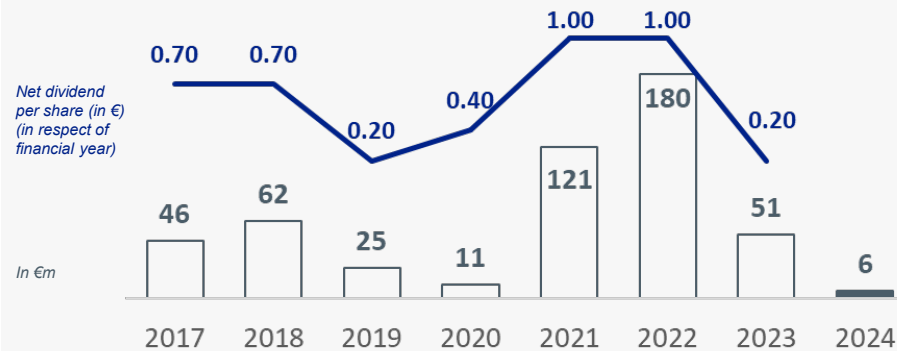
Non-current assets  
(incl. goodwill €70m  
and real estate €170m)

Net operating WCR  
(of which inventories €615m)

Right-of-use



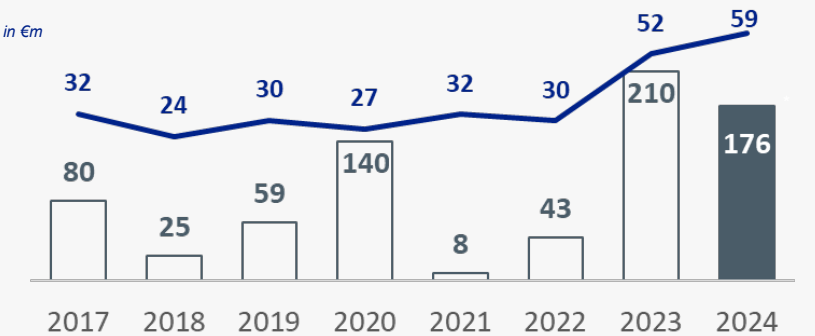
**Net income (Group share) and net dividend per share**



**Operating cash-flow and CAPEX**

CAPEX in €m

In €m






Drachten, The Netherlands



## Carbon footprint



	2024
Production	53.1%
Transports	2.9%
Others	2.3%

	2024
Gas and fuel	0.3%
Electricity	0.6%
Travels	0.3%

	2024
Processing, use and end-of-life of distributed products	39.7%
Transports	0.8%

## Recycling and circular economy

75% of Group's supplies come from recycled steels

Systematic recovery and recycling of metal scraps and consumables

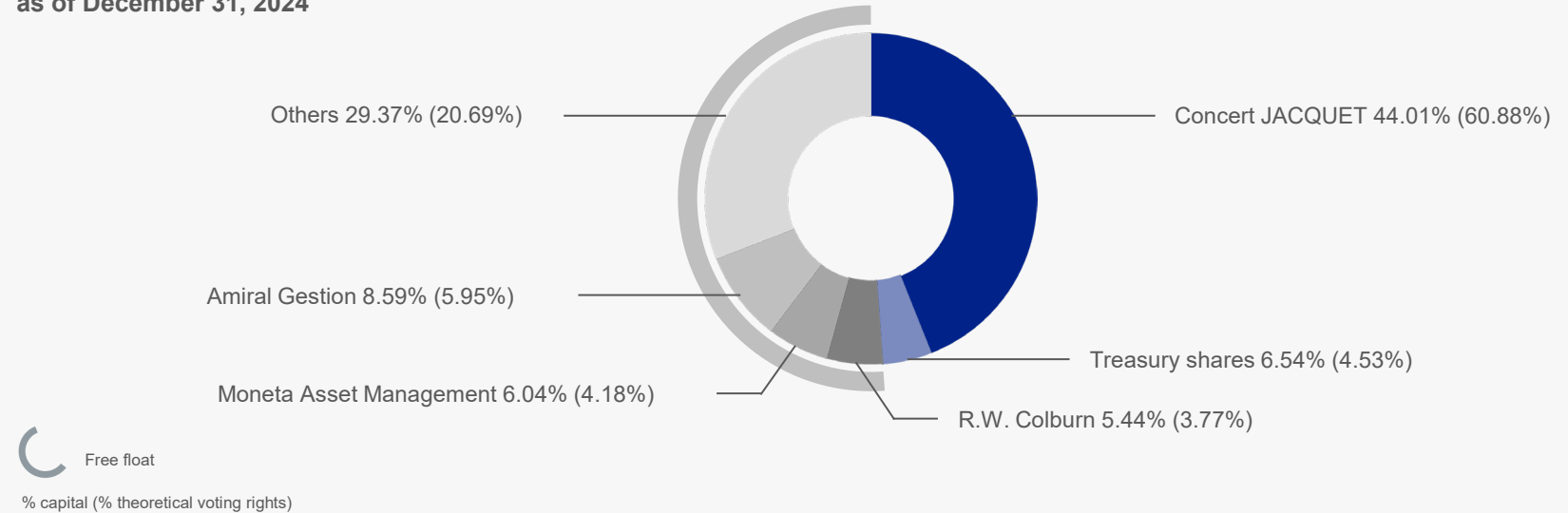




## Shareholder structure and stock market



### Shareholder structure as of December 31, 2024



### Share price of JACQUET METALS (JCQ)



		2024
Number of shares at end of period	Shares	22,016,467
<b>Market capitalization at end of period</b>	<b>€k</b>	<b>373,399</b>
High	€	20.00
Low	€	13.50
<b>Price at end of period</b>	<b>€</b>	<b>16.96</b>
Average daily trading volume	Shares	18,197
Average daily traded capital	€	292,102